

How to license Dongle Version macOS

This documentation explains the licensing process for **Jokyo HAP Me Encoder Dongle Version**

If you purchase Jokyo HAP Me Encoder Node Locked Version, use the How To License Node Locked Version Mac Os Instead.

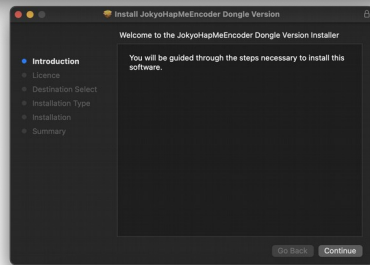
Dongle version installer can be download in the Jokyo HAP Me Encoder web page :

Use **Jokyo HAP Me Encoder Silicon** version for “new” macs (**Apple M1** and later processor)

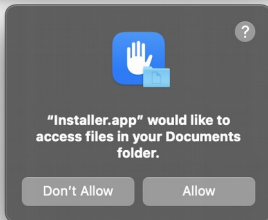
Use **Jokyo HAP Me Encoder Intel** version for “old” macs (**Intel** processor)



- Open DMG,
- Install Dongle driver (CmRuntime_User) if you don't have it yet
- Physically connect a Wibu Key Dongle on your computer



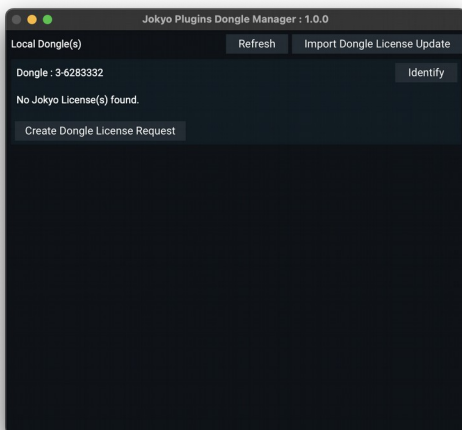
Run JokyoHAPMeEncoder Dongle Version.pkg, to install the plugin



Allow the installer to access the Documents Folder, to install Presets.



Open **Jokyo Plugins Dongle Manager** app, to manage dongle license.



You will see all connected dongles.

If you don't see your dongle, check

- Code Meter Runtime have been installed
- you physically connect a wibu key dongle on your computer

If multiple dongle is connected, you can identify each one, by clicking on “**Identify**” button (if dongle have a LED, it will become red than green)

Clic on “**Create a dongle request license file**” for the dongle you want to use


Important note : Be sure to select the right dongle to create this file, Dongle license is link to a specific dongle, and can't be used for another dongle.

In case of bundle purchase : the dongle request file need to be only made one time, to received license for all products of the bundle on a dedicated dongle (don't need to create one by product).

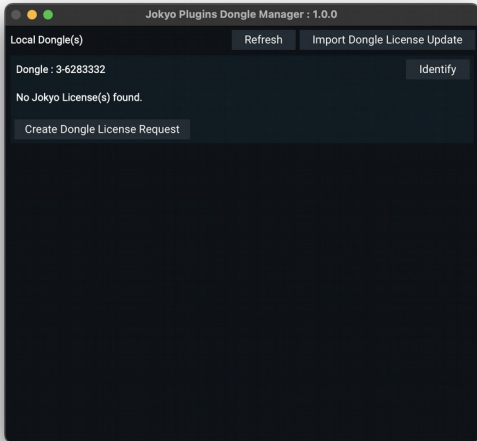
Send this file to licence@jokyoencoder.com with your order number.

It can take up to 2 working days for the license to be created (license generation is a manual process on our side (we are most of the time In GMT +2 timezone)).

You will then received an Dongle Update file by email.

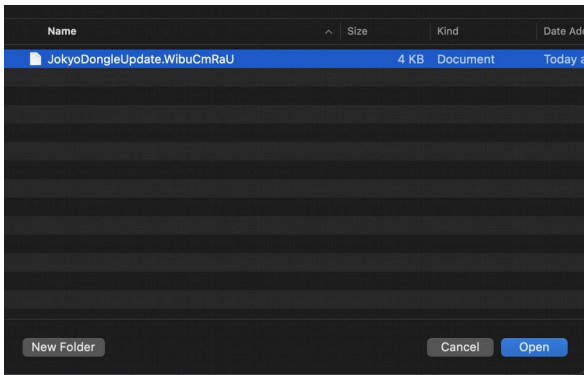


Open Jokyo Plugins Dongle Manager app

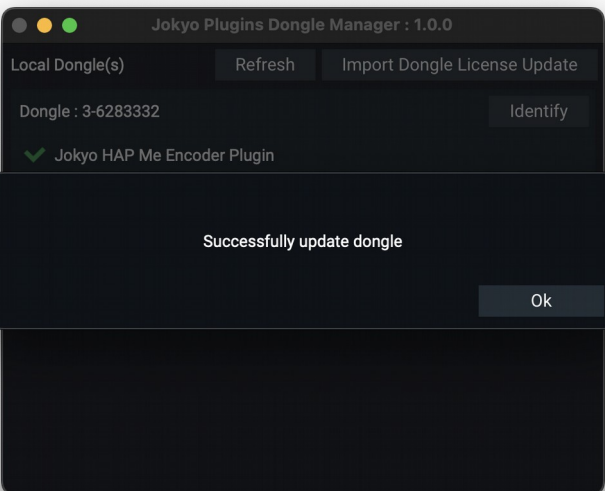


Connect the dongle your originally use to create the dongle request file on your computer

Click on "Import update license file"



Select the file JokyoDongleUpdate.WibuCmRaU you received by email.



You will then see the license state of your dongle.

To use Jokyo HAP Me Encoder without demo limitation, you will need to keep dongle physically connected to the computer

Jokyo Plugins Dongle Manager app is only useful to manage dongle license creation. This application don't need to be install to use the plugin after dongle have been update with a valid license. **Code Meter Runtime** (dongle driver) need to be install on the computer you want to use with the plugin.