

How to license Node Locked Version macOS

This documentation explains the licensing process for **Jokyo HAP Me Encoder Node Locked Version**

If you purchase Jokyo HAP Me Encoder Dongle Version, use the How To License Dongle Version Mac Os Instead.

Node Locked version installer can be download in the Jokyo HAP Me Encoder web page :

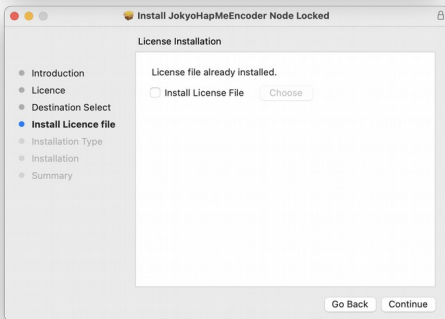
<https://jokyoencoder.com/jokyo-hap-me-encoder-hap-encoder-plugin-for-adobe-media-encoder-and-premiere-pro/#download>

Use **Jokyo HAP Me Encoder Silicon** version for “new” macs (**Apple M1** and later processor)

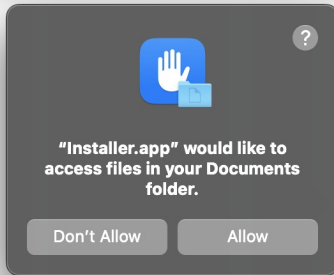
Use **Jokyo HAP Me Encoder Intel** version for “old” macs (**Intel** processor)



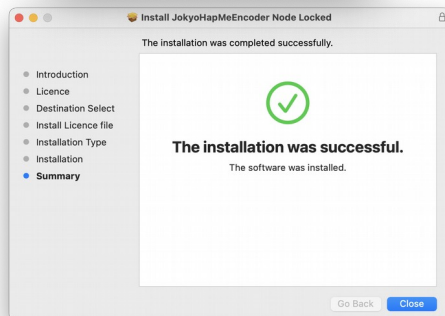
Open DMG, and run the .pkg installer



At the “Install licence” file step, click on “continue”.
The plug-in will be installed as a trial version
(limited to an output of 250 frames watermarked).

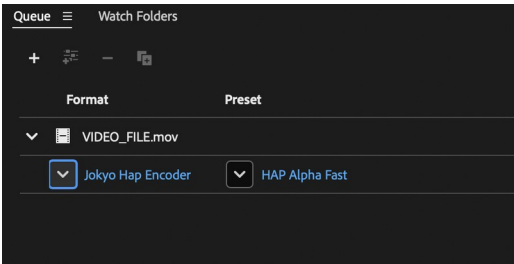


Allow the installer to access the Documents Folder, to install Presets.



Finish the installation and close the installer.

How to license Node Locked Version macOS



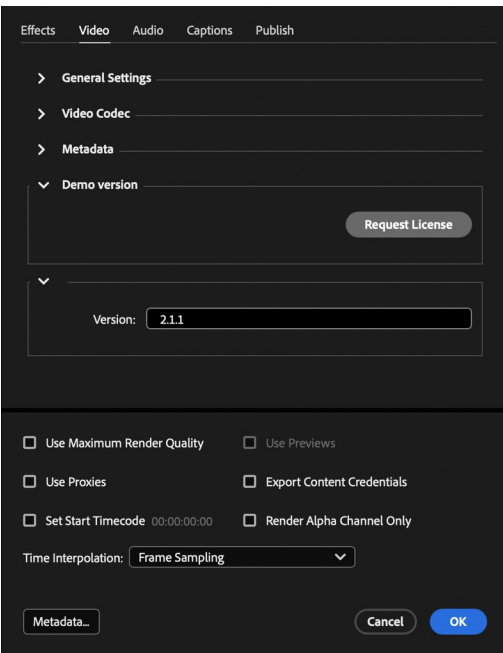
Open Adobe Media Encoder.
Add a video new video file in the “render queue”.
Select **Jokyo HAP Encoder** in Format column.

And clic on the second column to edit the parameters

Note : If Jokyo HAP Encoder doesn't appear in the Format List.
Check you install the right version of Jokyo HAP Me Encoder :

Use **Jokyo HAP Me Encoder Silicon** version for “new” macs
(**Apple M1** and later processor)

Use **Jokyo HAP Me Encoder Intel** version for “old” macs (**Intel** processor)



In the **Export Settings** dialog, click on **Request License**, to generate the request file for your computer.

A request file named **JokyoHapMeEncoder.ask** will be created on your desktop.

E-mail this file to licence@jokyoencoder.com with your purchase order number.

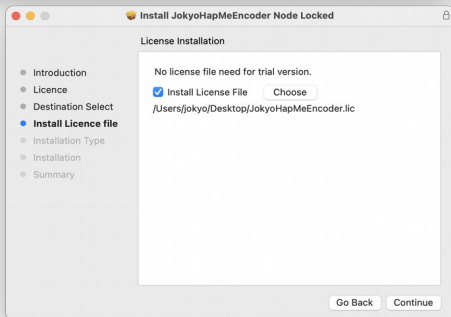
It can take up to 2 working days for the license to be created (license generation is a manual process on our side (we are most of the time In GMT +2 timezone)).

You will then receive an email containing a file called JokyoHapMeEncoder.lic

Note :

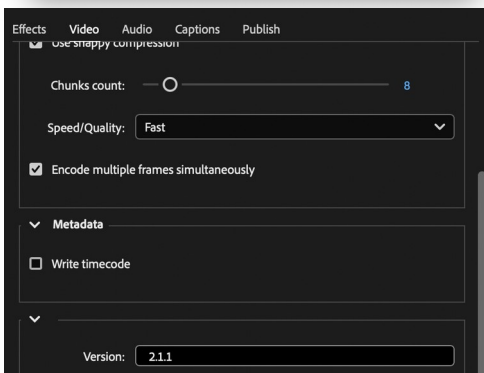
If you don't see the “Request License” button, scroll the video parameters

If you purchase a bundle. You only need to create one .ask file (no need to create one .ask file for each product of the bundle)



Run the .pkg installer again.

At the “**Install License file**” step, select the file **JokyoHapMeEncoder.lic** and continue the installation process.



You can check on the Export settings dialog in Media Encoder that there is no more “Demo Version” group parameters..